

TONPAK LED G2

UK Installation Instructions	FI Asennusohje	LV Instalācijas instrukcija
CN 安装说明书	FR Notice de montage	NO Monteringsanvisning
CZ Montážní návod	HU Szerelési útmutató	PL Instrukcja montażu
DK Monteringsvejledning	IT Istruzioni di montaggio	SE Installationsanvisning
EE Paigaldusjuhend	LT Montavimo Instrukcijos	RU Инструкция по монтажу

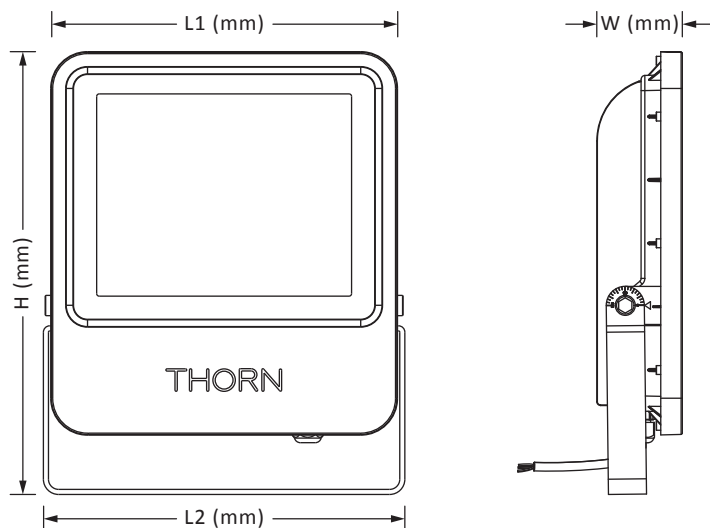
1. Installation and commissioning may only be carried out by authorized specialists and wired in accordance with the latest IEE electrical regulations or the national standards
2. Mains power must be switched off before carrying out installation
3. The manufacturer, shall not be liable for any damage resulting from inappropriate modifications to the luminaire or faulty installation.
4. If the external flexible cable or cord of this luminaire is damaged, it shall be exclusively replaced by the manufacturer or his service agent or a similar qualified person in order to avoid a hazard.
5. Range mounting height 15m max.
6. Only installed outside the arm's reach.
7. Electronic controlgear for LED modules tc:85°C.



8. Caution. risk of electric shock

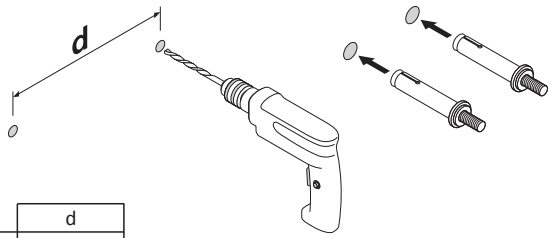
1. 安装操作需要根据最新的IEE规则与国家标准执行。
2. 安装之前必须关掉电源。
3. 生产厂家不对不恰当的更改光源与错误的安装负责。
4. 如果电线或光源有损坏，应该找厂家或者对应代理商或者符合能力的人去处理，而不要冒险解决。
5. 灯具最大安装高度15米。
6. 灯具只能安装在伸臂范围以外。
7. LED控制装置tc:85°C
8. 警告，触电危险

SAP Code	Product Description	Input Voltage	Wattage	L1	L2	W	H	Weight	Projected Area
22666314	TONPAK LED G2 50W	220-240V~ 50/60Hz	50W	273	285	67	349	4.5KG	0.08m ²
22666315	TONPAK LED G2 75W	220-240V~ 50/60Hz	75W	273	285	67	349	4.5KG	0.08m ²
22666316	TONPAK LED G2 100W	220-240V~ 50/60Hz	100W	273	285	67	349	4.5KG	0.08m ²
22666317	TONPAK LED G2 150W	220-240V~ 50/60Hz	150W	366	394	72	456	6.6KG	0.14m ²
22666318	TONPAK LED G2 200W	220-240V~ 50/60Hz	200W	366	394	72	456	6.6KG	0.14m ²



TONPAK LED G2

1



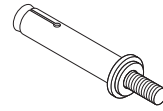
	d
50W	180mm
75W	180mm
100W	180mm
150W	180mm
200W	180mm

2

Parts A, B, C, D are NOT included.
A, B, C, D不包括在内。

A:Screw/螺杆

B:Washer/平垫



50W/75W/100W:M10x85
150W/200W:M12x100

50W/75W/100W:φ10.5xφ20x2
150W/200W:φ13xφ24x2.5

C:Spring washer/弹垫

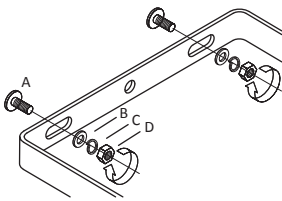
D:Nut/螺母



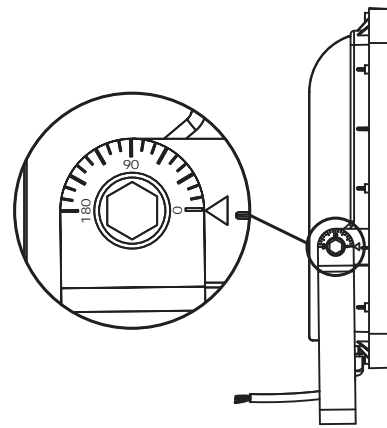
50W/75W/100W:φ10.2xφ15.4x6.5
150W/200W:φ12.2xφ18.4x3.1

50W/75W/100W:M10
150W/200W:M12

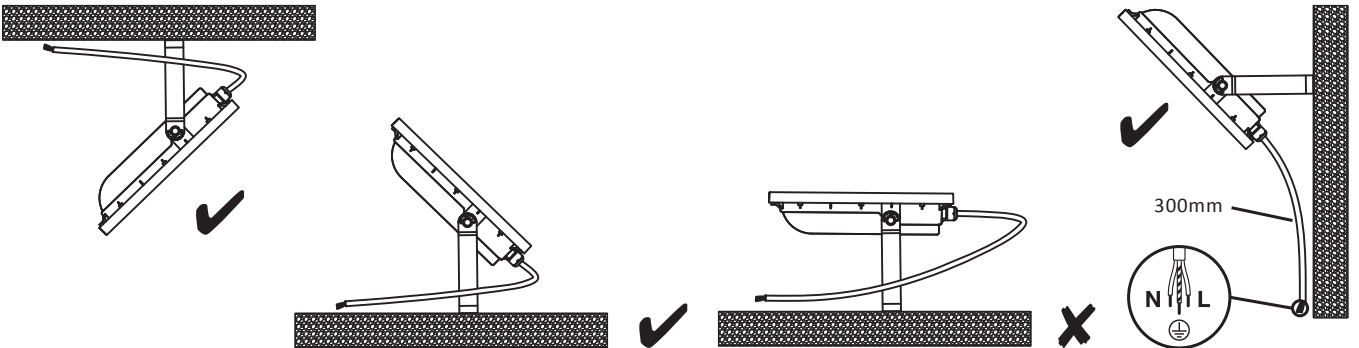
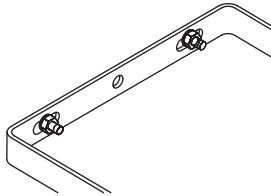
3



5



4



部件名称	有害物质					
	铅 (Pb)	汞 (Hg)	镉 (Cd)	六价铬 (Cr (VI))	多溴联苯 (PBB)	多溴二苯醚 (PBDE)
驱动电源	○	○	○	○	○	○
线材	○	○	○	○	○	○
灯体	○	○	○	○	○	○
其他	○	○	○	○	○	○

本表格依据 SJ/T 11364 的规定编制。

○：表示该有害物质在该部件所有均质材料中的含量均在 GB/T 26572 规定的限量要求以下。

×：表示该有害物质至少在该部件的某一均质材料中的含量超出 GB/T 26572 规定的限量要求。