

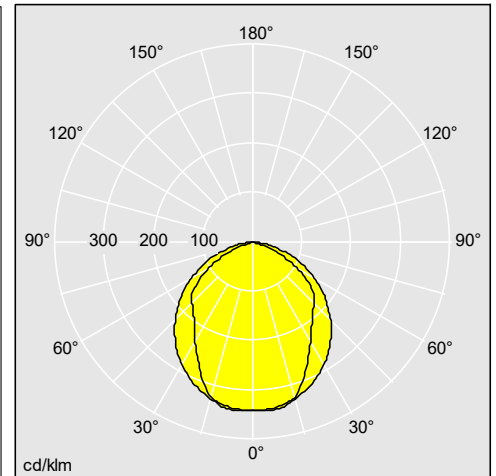
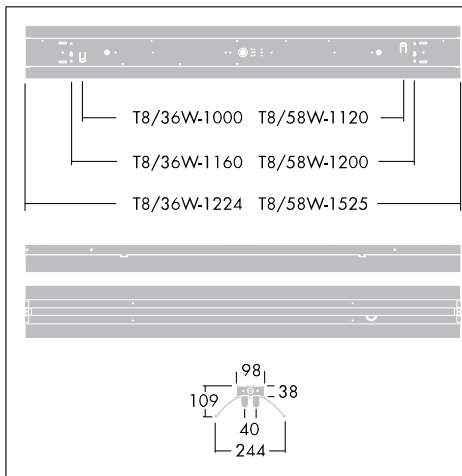

Rema

Robust industrial fluorescent reflector luminaire for use in corrosive environments

- Robust construction using 0.7mm thick sheet steel
- Quick release 1/4 turn fasteners allow rapid access to gear during maintenance
- Choice of reflector finish (enamelled or anodised) makes it ideal for use in demanding environments
- Choice of T16 (T5) or T26 (T8) lamp(s)



Photographs, line drawings and photometric data are representative only. For specific product detail please select an individual product.



96504654

Material/Finish

Body: grey galvanised sheet steel (0.7mm thick)

Reflectors: White enamelled sheet metal (vitrified at 820°C), or anodised aluminium

End caps: White steel

Installation/Mounting

Rema has a wide range of mounting options including surface mounting (all fixing parts supplied) with fixing centres at 36W – 1160mm, 58W/80W – 1200mm, 54W – 992mm, chain suspension via two bend out tabs located on the back of the body with fixing centres at 36W – 1000mm, 58W/54W/80W – 1120mm or rod suspension via 2 x Ø17mm holes located on the back of the body at fixing centres 36W/58W/54W – 950mm, 80W – 1040mm.

Wire suspension via accessory kit 96233409.

Cable entry is accessible from the rear though a Ø21mm hole located in the centre of the body or by side entry via Ø20.5mm holes at either end.

Reflectors simply fit to the body by 1/2 turn fasteners.

End caps are available as an accessory.

Incline suspension is possible when accessory kit sap code 96504668 is used.