


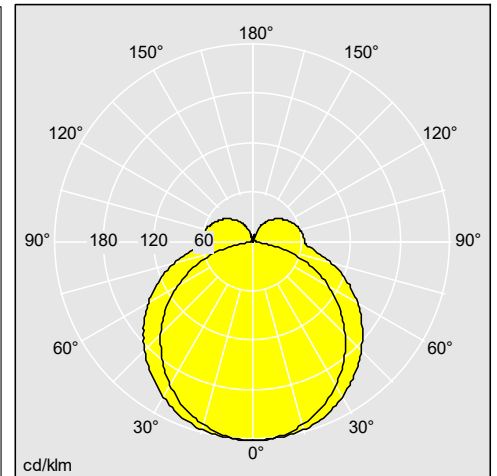
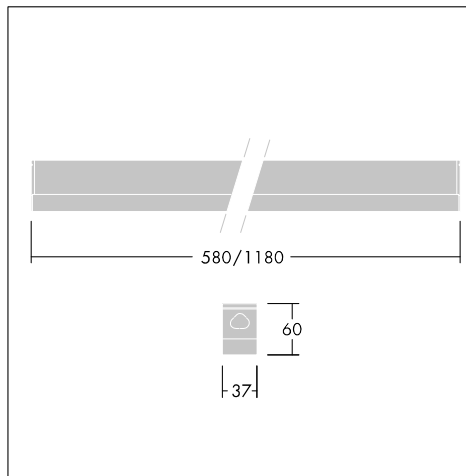
Equaline Mini

A slim LED batten with contemporary design that provides quality light to the architecture

- Rectangular shape provides a functional profile without dominating the architecture
- Seamless and consistent lit-line all along the luminaire's entire length
- Anodized aluminium body brings high quality elegant look
- Very high efficacy thanks to the use of latest LED technology



Photographs, line drawings and photometric data are representative only. For specific product detail please select an individual product.



22660812

Material/Finish

Body: extruded aluminium with anodized finish
 Diffuser: opal PC plastic
 End-cap: dual color injected PC plastic

Installation/Mounting

Suitable for surface or suspended (with optional suspension kit) mounting. Mains electrical connection either via connector in endcap (SD version) or via flap in rear of body (non-SD version). Linear continuous run by connecting output socket in endcap (all versions) and connector in next luminaire (SD version) with an optional electrical connector. All DALI dimmable versions have a flap in rear of body for control line connection.

Equaline Mini

Ordering Guide Complete with LED's

Description	ILCOS Code	Socket	Wt (kg)	SAP Code
Equaline Mini				
EQUAMINI L580 LED950-830 C	LED		0,53	22660772
Equaline Mini, accessories				
EQUAMINI I BRACKET (PK 10)			0,01	22660831
EQUAMINI L BRACKET (PK 10)			0,01	22660840
EQUAMINI T BRACKET (PK 10)			0,01	22660832
EQUAMINI ELECTRICAL CONNECTOR			0,03	96630783
EQUAMINI SIDE FEED IN CABLE 300MM			0,01	96630784
EQUAMINI STANDARD MOUNT BRACKET (10pc)			2,56	59010993
EQUAMINI SUSPENSION KIT PAIR 1500			0,08	59010273