

Edgelit LED version of the slim and elegant Planor design, with a stunning transparent direct/indirect optic

- Side-lit transparent light guide optic with no visible light source subtly integrates into minimalist office designs
- Low voltage side-mounted LED technology delivers superior efficacy (>75Llm/W and >80Llm/W) with a comfortable view
- 60/40 balance of downlight/uplight creates an uplifting environment with effective illumination of all surfaces and people
- Wall mounted version also available for LED accent lighting with a co-ordinated aesthetic

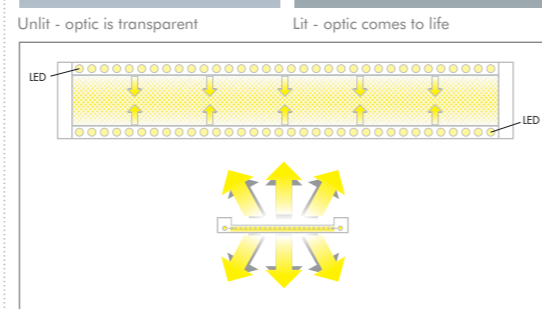
### Applications

- Reception
- Offices
- Classrooms
- Meeting rooms

### Lamp Information

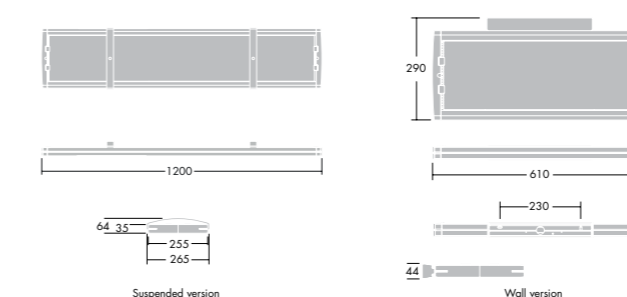
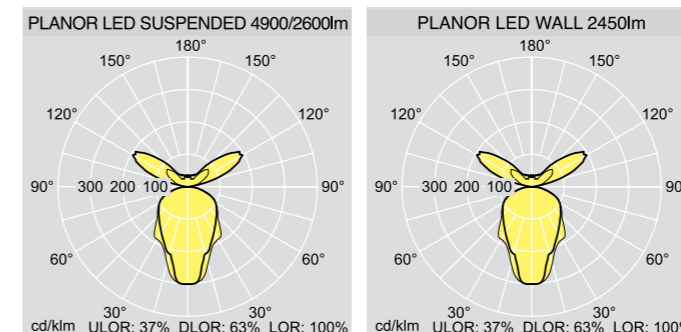
Suspended	Wall
• Life time 50,000 Hours @L70 T <sub>a</sub> 25°C	• Life time 50,000 Hours @L70 T <sub>a</sub> 25°C
• 4900lm (65W) / 2600lm (32W)	• 2450lm (32.5W)
• 76Llm/W / 84Llm/W	• 76Llm/W
• Colour Temperature 4000K	• Colour Temperature 4000K
• CRI 80	• CRI 80

### Edgelit light guide optic



- Invisible light source gives enhanced visual comfort, with glare control built into the optic
- Transparent optic integrates subtly into the surroundings
- When lit, the internal prism structure reflects and refracts the light to produce an even distribution while maintaining high brightness
- A broad spread of ceiling illumination creates an uplifting ambience

### Overview



### Ordering Guide

Supplied complete with LEDs

Description	Weight (kg)	SAP Code
<b>Suspended version</b>		
PLANOR LED 4900 HFIX L840	6.0	96210207
PLANOR LED 2600 HFIX L840	6.0	96210314
<b>Wall version</b>		
PLANOR WALL LED 2450 HF L840	3.2	96220866

### Materials/Finish

**Suspended:**  
Frame: extruded aluminium, powder coated silver-grey (close to RAL 9006/9007).  
Brackets: aluminium anodised in natural colour. Light guide optic: acrylic.  
Top cover: clear polycarbonate.

**Wall:**  
Frame: extruded aluminium, powder coated silver-grey (close to RAL 9006/9007).  
Wall console: aluminium anodised in natural colour.  
Wall brackets: Extruded aluminium.  
Light guide optic: acrylic.  
Top cover: clear polycarbonate.

### Installation/Mounting

Suspended mounting only, with adjustable wire suspension kit (2m Quicklock) included. Fitting is supplied with 3m non-halogen cable

Wall bracket mounting only, with horizontal adjustment and lock with one screw. Electrical connection via 3 way terminal block for 3x2.5mm<sup>2</sup> cable (HF)

### Specification

To specify state: Suspended and wall mounted slim LED luminaire with aluminium frame and transparent edgelit light guide optic for direct/indirect lighting. As Thorn Planor LED.